


1 FRONT ELEVATION
SCALE: 1 1/2" = 1'-0"

3
001

4
001

2 RIGHT SIDE VIEW
SCALE: 1 1/2" = 1'-0"

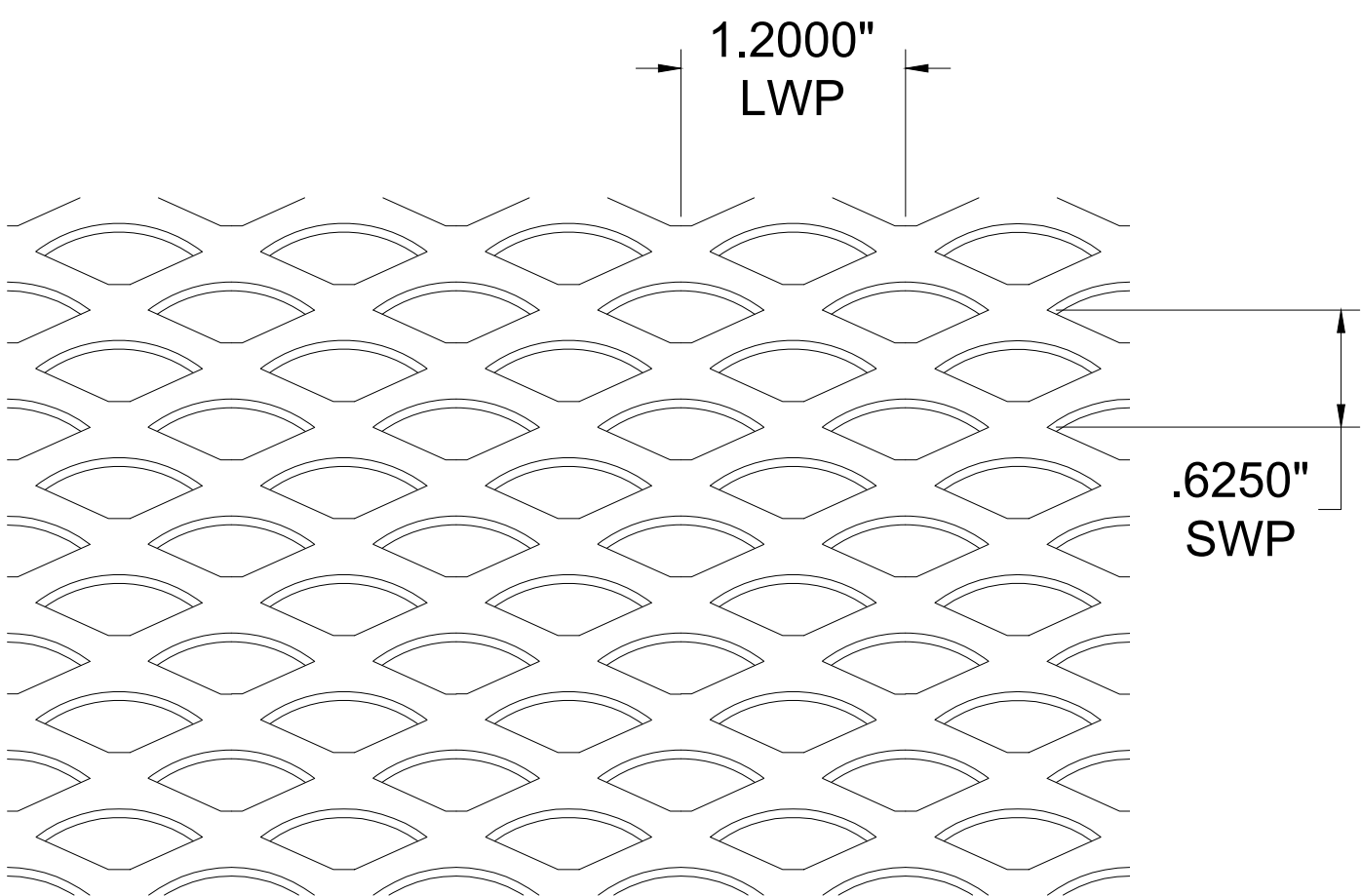


SPECIFICATIONS:

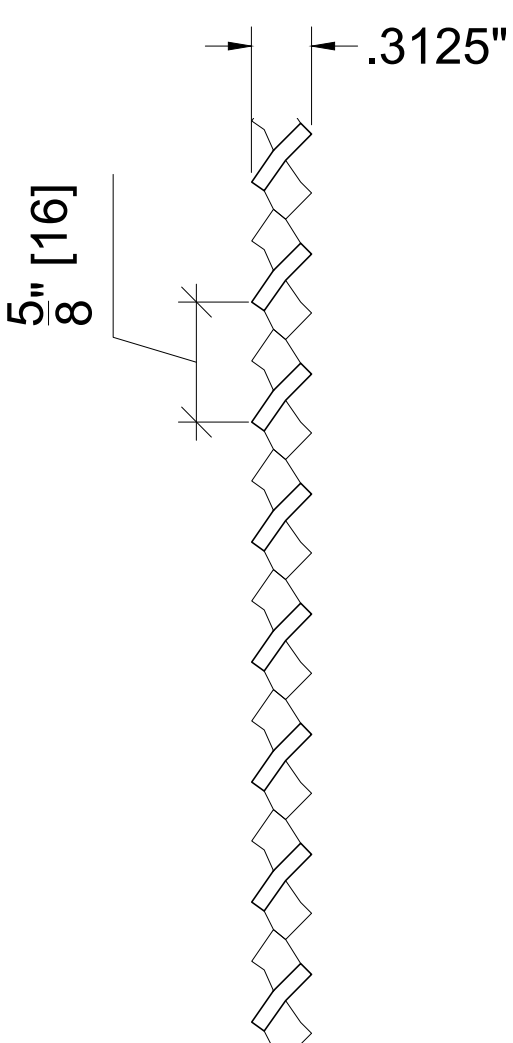
MESH STYLE: SUNSHADE - LANDSCAPE
TYPICAL PANEL SIZE: 60" SWD x 120" LWD
STRAND WIDTH: 0.2"
LONG WAY PITCH (LWP): 1.2"
SHORT WAY PITCH (SWP): .625"
EXPANDED THICKNESS: 0.3125"
MATERIAL TYPE: .081" ALUMINUM
WEIGHT: 0.736 LBS/SFT
VISUAL OPEN AREA: 36%

GENERAL NOTE:

- GAP BETWEEN MESH AND STRUCTURE CAN VARY AS REQUIRED, MOUNTING CLIP WOULD BE SUBJECT TO ENGINEERING FOR STRUCTURAL INTEGRITY & SAFETY



3 ELEVATION DETAIL
SCALE: 1'-0" = 1'-0"



4 SIDE DETAIL
SCALE: 1'-0" = 1'-0"



GENERAL NOTES

REVISION TABLE

#	INITIALS	DATE	DESCRIPTION
1			
2			
3			
4			
5			
6			

ISSUED FOR APPROVAL

- ☐ APPROVED
☐ APPROVED AS NOTED
☐ REVISE & RESUBMIT

*CLIENT / DESIGNER IS REQUIRED TO CHECK (✓) ONE BOX ONLY
*PLEASE RETURN ALL DRAWINGS SIGNED AND DATED

CLIENT/DESIGNER SIGNATURE & DATE:

SUBMITTAL No. ----

GENERAL NOTES:
- DO NOT SCALE DRAWINGS.
- ANY REFERENCE TO SCALE IS BASED ON 'D' SIZE PRINTOUT.
- ALL DRAWINGS AND SPECIFICATIONS ARE INSTRUMENTS OF SERVICE AND ARE THE PROPERTY OF AMICO CANADA INC. THEY ARE NOT TO BE REPRODUCED OR COPIED WITHOUT AUTHORIZED PERMISSION.

CLIENT

PROJECT

LOCATION

DWG TITLE

SUNSHADE
LANDSCAPE VERSION


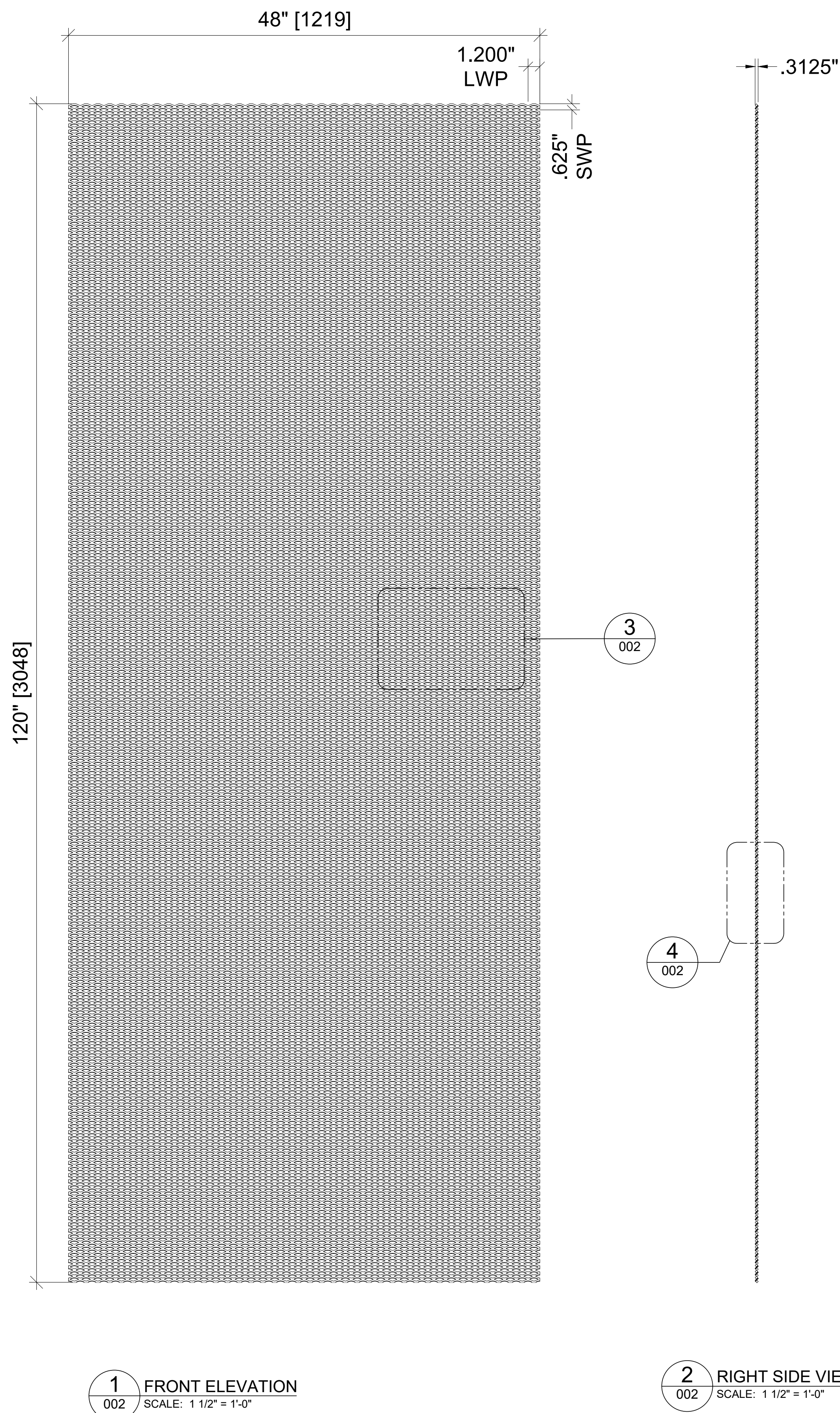
DRAWN BY: ---- CHECKED BY: ---- P.M. ----

JOB NO. ---- DATE ----

CLIENT DRAWING REFERENCE NO. ----

DWG NO. ----

001

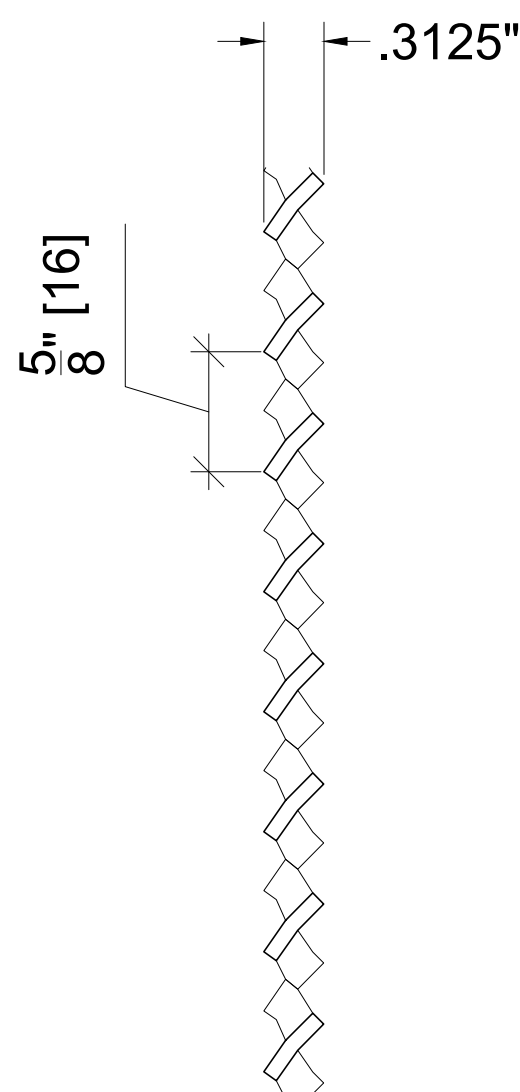
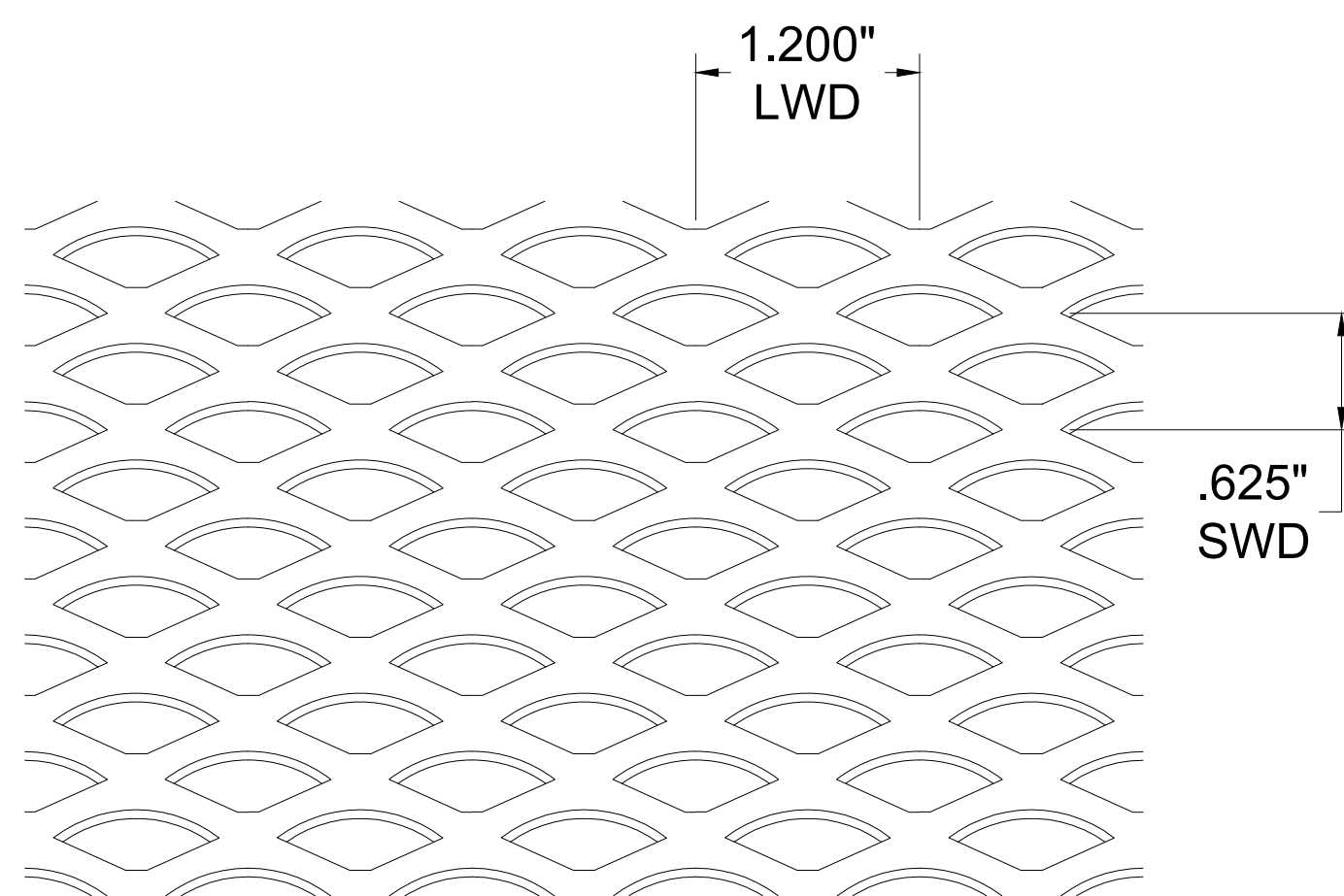


SPECIFICATIONS:

MESH STYLE: SUNSHADE - PORTRAIT
TYPICAL PANEL SIZE: 120" SWD x 48" LWD
STRAND WIDTH: 0.2"
LONG WAY PITCH (LWP): 1.2"
SHORT WAY PITCH (SWP): .625"
EXPANDED THICKNESS: 0.3125"
MATERIAL TYPE: .081" ALUMINUM
WEIGHT: 0.736 LBS/SFT
VISUAL OPEN AREA: 36%

GENERAL NOTE:

- GAP BETWEEN MESH AND STRUCTURE CAN VARY AS REQUIRED, MOUNTING CLIP WOULD BE SUBJECT TO ENGINEERING FOR STRUCTURAL INTEGRITY & SAFETY



GENERAL NOTES

REVISION TABLE		
#	INITIALS	DATE
1		
2		
3		
4		
5		
6		

ISSUED FOR APPROVAL

☐ APPROVED

☐ APPROVED AS NOTED

☐ REVISE & RESUBMIT

*CLIENT / DESIGNER IS REQUIRED TO CHECK (✓) ONE BOX ONLY

*PLEASE RETURN ALL DRAWINGS SIGNED AND DATED

CLIENT/DESIGNER SIGNATURE & DATE:

SUBMITTAL No. ---

GENERAL NOTES:

- DO NOT SCALE DRAWINGS.
- ANY REFERENCE TO SCALE IS BASED ON D' SIZE PRINTOUT.
- ALL DRAWINGS AND SPECIFICATIONS ARE INSTRUMENTS OF SERVICE AND ARE THE PROPERTY OF AMICO CANADA INC. THEY ARE NOT TO BE REPRODUCED OR COPIED WITHOUT AUTHORIZED PERMISSION.

CLIENT

PROJECT

LOCATION

DWG TITLE

SUNSHADE

PORTRAIT VERSION

DRAWN BY

CHECKED BY

JOB NO.

DATE

CLIENT DRAWING REFERENCE NO.

DWG NO.

002